

SPECIES SELECTION + QUANTITIES

DESCRIPTION + BLOOM TIME COLOUR BANDS

LIGHT/MOISTURE REQUIREMENTS + HEIGHT RANGES

MAY JUNE JULY AUGUST SEPTEMBER OCTOBER

120 100 80 60 40 20 (cm)

(2)

Asclepias tuberosa
BUTTERFLY MILKWEED



Monarch larval plant. Clusters of bright orange flowers appear in mid-summer. Demands very well-drained soil and tolerates drought. Habitat: Prairies, dry fields, open upland woods. Provide adequate space (1m²) for single focal plants to form robust multiple crowns.




(2)

Coreopsis lanceolata
LANCE-LEAVED
COREOPSIS



Drought tolerant, compact, long-blooming plant is highly desirable in a boulevard garden. The brilliant yellow flowers persist most of the summer and provide nectar for bees and butterflies. Excellent as cut-flowers. Can be scattered through other plantings for effect, or massed on 45 cm centres




(2)

Monarda fistulosa
WILD BERGAMOT



Drought tolerant for boulevard gardens. The lavender-purple flowers, along with the leaves, make a great mint tea. Attracts butterflies, bees and hummingbirds. Can be scattered through other plantings for effect, or massed on 45 cm centres.




(2)

Penstemon digitalis
FOXGLOVE BEARDTONGUE



A popular native with traditional gardeners, this bountiful species provides pure white flowers to dazzle the eye in early summer. The foliage remains a rich deep green all season. Attracts hummingbirds and other pollinators. Habitat: Meadows and woodland edges. Establish colonies with 3 plants on 45cm centres




(2)

Schizachyrum scoparium
LITTLE BLUESTEM



Likely the most popular native grass with gardeners for its drought tolerance and predictable compact, clumping form, striking reddish-gold colour in the fall, and feathery white seed heads that last into winter. Tolerates drought and poor soil. Attracts birds. Plants need 0.25-0.5 sq metre cm space at maturity.



(2)

Solidago rigida ssp. rigida
STIFF GOLDENROD



Deep yellow flowers form a flat-topped cluster on this clump-forming species. Leaves clasp tightly to stem above basal rosette. Attractive fall bloomer. Leaves used medicinally for haemorrhages. Can be massed on 45cm centres or scattered throughout other plantings.



(2)

Symphotrichum ericoides
(*Aster ericoides*)
HEATH ASTER



Compact, drought tolerant, with masses of tiny white flowers in autumn. Useful as a cut flower. Attracts butterflies & other pollinators. Useful in roadsides as well as in the home garden. Average to dry sandy or clay soil. Provide adequate space (0.25 sq metre) for single focal plants.



(2)

Symphotrichum oolentagiensis
(*Aster oolentagiensis*)
SKY-BLUE ASTER



Deep blue to violet-blue blooms, with the rough-textured stem and thick leaves. This drought tolerant species is one of the most appealing asters and blooms over a long period. Excellent cut flower and attracts many species of butterflies. Establish a stunning colony with 2-3 plants on 45 cm centres.




(2)

Verbena stricta
HOARY VERVAIN

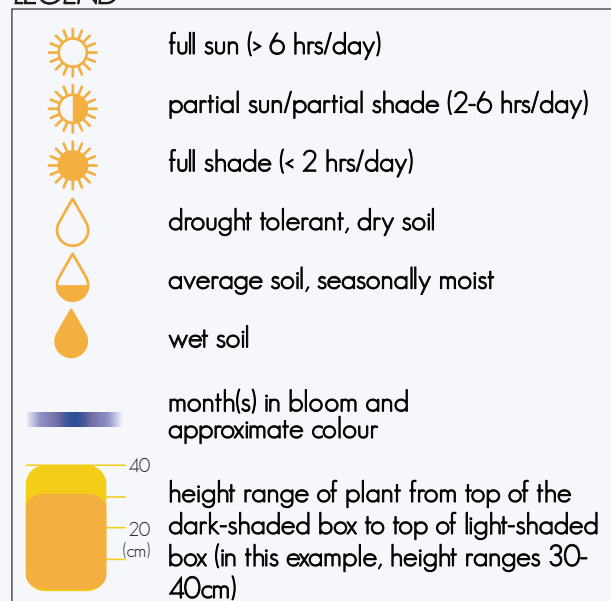


Drought tolerant with strong stems. Leaves and stems are covered with fine white hairs, giving the plants a gray-green cast. Spikes of small purplish flowers. Plant masses in borders and for naturalizing. Excellent cut flower. A very popular plant for butterflies. Scatter or plant in masses on 45 cm centres.



This custom tray provides nine (9) labelled cornerstone species for your sunny boulevard garden. These plants generally grow to 80 cm height or less, but may grow taller if watered heavily. They provide colour and pollinator habitat across the growing season. They thrive on drier soils in salt-exposed environments, and flower abundantly in full sun. Planting under bark mulch or river stone, with landscape fabric beneath, reduces maintenance needs.

LEGEND



Space Coverage – The plants in this tray, spaced as suggested, will cover 3 to 4 square meters at maturity.

Alternates – Note: GMG may substitute the following species for this tray based on seasonal availability.

- Silverweed (*Argentina anserina*)
- Pennsylvania Sedge (*Carex pensylvanica*)
- Narrow-leaved Coneflower (*Echinacea angustifolia*)
- Rocky Mountain Fescue Grass (*Festuca saximontana*)
- Foxglove Beardtongue (*Penstemon hirsutus*)
- Tall Cinquefoil (*Potentilla arguta*)
- Silverrod (*Solidago bicolor*)
- Smooth Aster (*Symphotrichum laeve*)

\$52.00+HST

Our custom tray pricing saves you 10%+

Build on this cornerstone collection with our other custom trays, or your own selections from our **Availability List** at

www.grandmorainegrowers.ca/ordering

TIPS FOR PLANT ESTABLISHMENT

“**Establishment**” means that new root growth eventually exceeds the weight and volume of the above-ground green vegetation. Successful establishment occurs when soil, light, fertility and moisture are managed and maintained through the first full season of growth.

You can plant in spring, summer or fall – With proper care, you can plant our trays through the entire growing season.

Soils and water - Pollinator plants grow on a wide range of soils, from sand to heavy clay, but they thrive when compost is lightly incorporated into the soil, and moisture is maintained in dry periods with mulch (such as well decayed bark). On sites that are sandy or drier, supplemental moisture should be provided for the first year when the ‘**soil finger test**’ indicates dry conditions in the top 2-3 inches of soil. If your soil is compact and resists absorption of water, use a small garden fork to gently loosen soil, mix in compost, and improve air and moisture penetration in the root zone. A diluted soluble fertilizer, high in phosphorous (e.g. 10-52-10), or bone meal mixed well into the soil, will encourage root growth if applied during planting.

Planting in hot weather - When planting in sunny, hot summer weather, temporary shading can greatly assist plant survival and establishment. Use cedar shingles pushed into the soil, wood scraps, or sheer fabric supported by small stakes (e.g. bamboo). Remove shading after a few days when the plant begins to grow.

Pests – Rabbits and snails like young nursery plants; Blood meal powder or hardware cloth enclosures can be used to protect during establishment. Snails can be hand-picked in early evening and pickled in vinegar.




Other custom trays available from Grand Moraine Growers:

- Friendly with Walnuts Custom Tray
- Low & Lovely Boulevard Custom Tray
- Pollinator Plus Custom Tray
- Woodland Wonders Custom Tray

GRAND MORAIN GROWERS

7369 12th Line, RR#2, Alma, Ontario N0B 1A0
 email: info@grandmorainegrowers.ca
www.grandmorainegrowers.ca
 tel. (519) 638-1101

Grand Moraine's SUNNY BOULEVARD CUSTOM TRAY



GRAND MORAIN GROWERS

LOCALLY GROWN